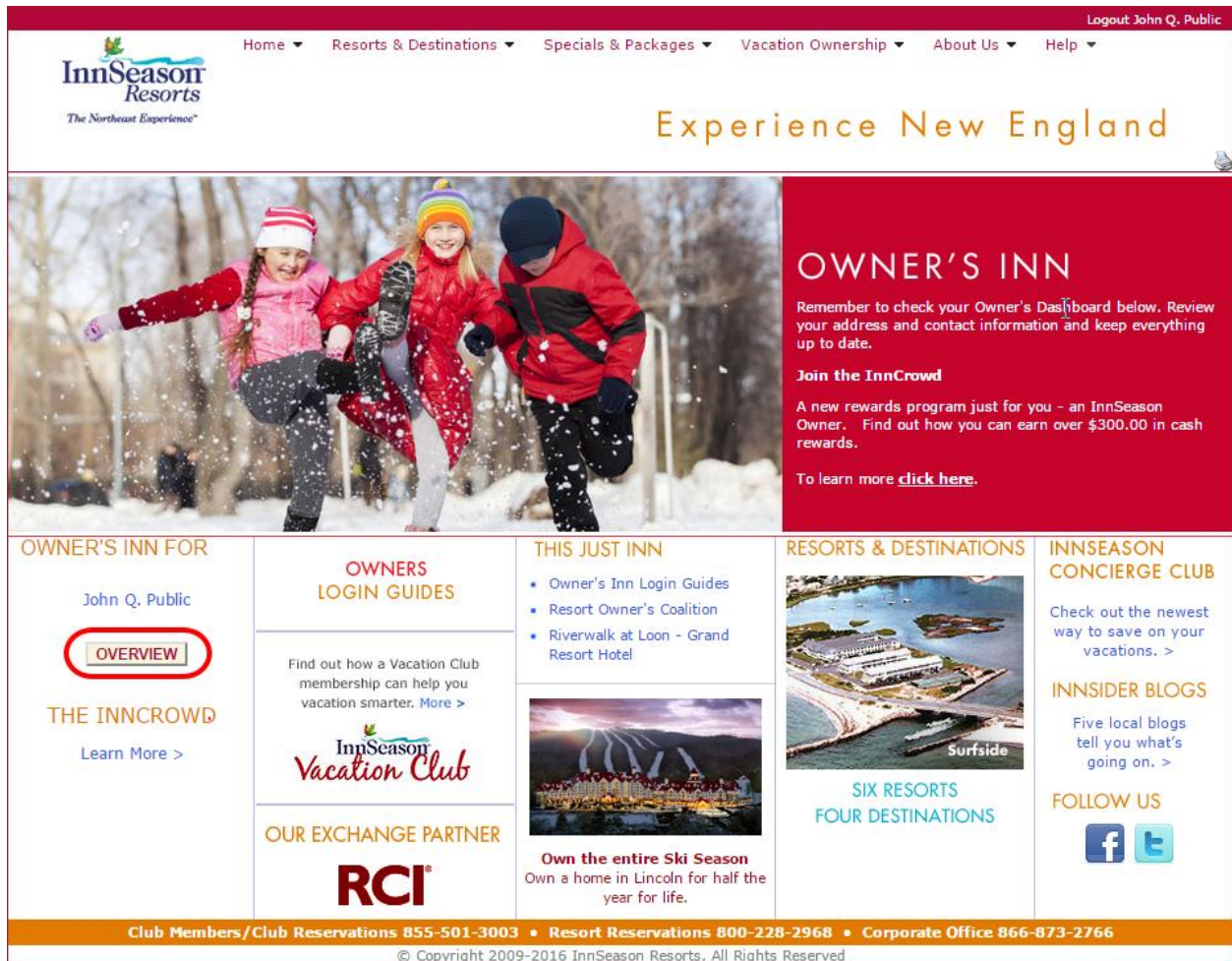


KEEP YOUR ACCOUNT INFORMATION CURRENT

Having accurate, up-to-date account information is critical to keeping everything working smoothly. Please update your account whenever any of your personal data changes.

ACCESSING YOUR ACCOUNT

1. Log into the Owner's Inn site.
2. Click on Overview



The screenshot shows the InnSeason Resorts website interface. At the top, there is a navigation menu with links for Home, Resorts & Destinations, Specials & Packages, Vacation Ownership, About Us, and Help. The user is logged in as John Q. Public. The main banner features a photo of three children playing in the snow with the text "Experience New England". Below this is a red section titled "OWNER'S INN" with a reminder to check the dashboard and information about the InnCrowd rewards program. The dashboard is divided into several columns: "OWNER'S INN FOR" with a user profile and a circled "OVERVIEW" button; "OWNERS LOGIN GUIDES" with links to login guides and a "Vacation Club" logo; "THIS JUST INN" with a list of recent news items and a photo of a resort; "RESORTS & DESTINATIONS" with a photo of a resort and text about six resorts and four destinations; and "INNSEASON CONCIERGE CLUB" and "INSIDER BLOGS" with links to check out new ways to save and local blogs. The footer contains contact information and a copyright notice.

UPDATING YOUR ACCOUNT INFORMATION ON INNSEASON.COM

The lower half of the page will be replaced with your account information dashboard.

Your Information

Name: John Q. Public
Address: 212 Mid-tech Dr
 West Yarmouth MA 02673
Phone1: (508) 957-1831
Phone2:
Email: jqpublic@gmail.com

[Home](#) [Notices](#) [Change](#)

Contracts

Contract Type	Product	Balance
74241	Points Vacation Club	\$50.00
242823	Points Vacation Club	\$0.00

[Make Club Reservations](#)

A/R Balance

Total Balance Due: \$50.00

Click on the contract number to the left to proceed to its Online Owner Services details.

InnCrowd Rewards Dashboard

Membership Rewards Number	Rewards Pending	Rewards Due	Rewards Paid	Total Rewards Earned YTD
TDFXF	\$0.00	\$0.00	\$0.00	\$0.00

[View Details](#)

THE "YOUR INFORMATION" WINDOW:

This window displays your name, address, phone number(s) and email address, there are three navigation links within the window:

HOME

This link takes you back to the Owner's Inn home page.

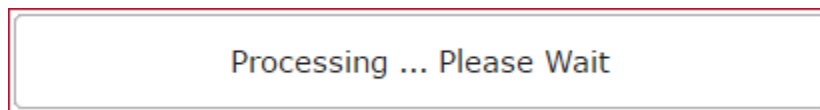
NOTICES

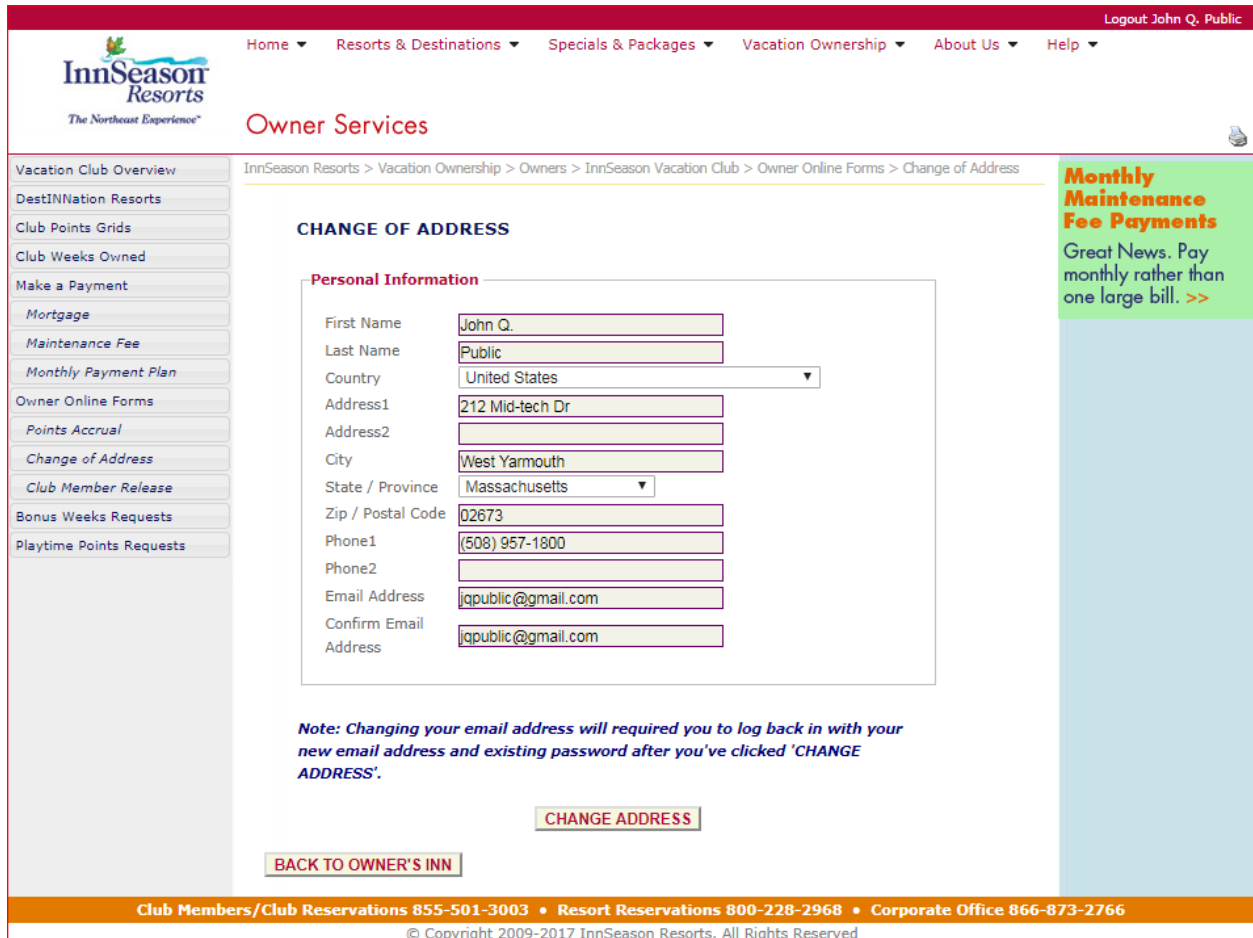
Clicking here will pop up a box containing any current Owner Notices.

CHANGE

This is the link you need in order to update your information.

1. Click the link. It will take a few moments for your information to be displayed.





The screenshot shows the InnSeason Resorts website interface. At the top right, there is a 'Logout John Q. Public' link. The navigation menu includes 'Home', 'Resorts & Destinations', 'Specials & Packages', 'Vacation Ownership', 'About Us', and 'Help'. The main header area displays the InnSeason Resorts logo and the 'Owner Services' section. A left sidebar contains various service links such as 'Vacation Club Overview', 'DestINATION Resorts', 'Club Points Grids', 'Club Weeks Owned', 'Make a Payment', 'Mortgage', 'Maintenance Fee', 'Monthly Payment Plan', 'Owner Online Forms', 'Points Accrual', 'Change of Address', 'Club Member Release', 'Bonus Weeks Requests', and 'Playtime Points Requests'. The main content area is titled 'CHANGE OF ADDRESS' and features a 'Personal Information' form with the following fields: First Name (John Q.), Last Name (Public), Country (United States), Address1 (212 Mid-tech Dr), Address2, City (West Yarmouth), State / Province (Massachusetts), Zip / Postal Code (02673), Phone1 ((508) 957-1800), Phone2, Email Address (jqpublic@gmail.com), and Confirm Email Address (jqpublic@gmail.com). Below the form is a note: 'Note: Changing your email address will required you to log back in with your new email address and existing password after you've clicked 'CHANGE ADDRESS''. There are two buttons: 'CHANGE ADDRESS' and 'BACK TO OWNER'S INN'. On the right side, there is a green promotional banner for 'Monthly Maintenance Fee Payments' with the text 'Great News. Pay monthly rather than one large bill. >>'. The footer contains contact information: 'Club Members/Club Reservations 855-501-3003 • Resort Reservations 800-228-2968 • Corporate Office 866-873-2766' and a copyright notice: '© Copyright 2009-2017 InnSeason Resorts, All Rights Reserved'.

2. Edit the information in the Personal Information window directly, by entering new text or using the dropdowns where applicable.
3. When you have completed the changes, click on “CHANGE ADDRESS”.

IMPORTANT CONSIDERATIONS

Note the instructions below the Personal Information box pertaining to email address changes:

Note: Changing your email address will required you to log back in with your new email address and existing password after you've clicked 'CHANGE ADDRESS'.

Your email address is the primary way we identify you, so an email address change requires that you log out and log back in.

UPDATING YOUR ACCOUNT INFORMATION ON INNSEASON.COM

CHANGE NOTIFICATIONS

After making changes, you will receive an email confirmation similar to this:

From: Customer Service [<mailto:Concierge@innseason.com>]
Sent: Tuesday, December 20, 2016 2:09 PM
To: ISDept
Subject: Address Change Request



Address Change Request Acknowledgement

Dear John,

You have been sent this email as a notice that information has been entered by you or on your behalf on the [InnSeason Resorts website](#).

If you are aware of this, then **NO ACTION** need be taken at this time, and **this email will serve as receipt of your submitting the form indicated above**. If however, you were not aware of this, and you did not enter this information on the website, then please contact us immediately at Concierge@innseason.com.

[Click for the InnSeason Resorts website.](#)

Copyright © 2011 InnSeason Management, Inc. All rights reserved.